



Howard County  
RECREATION & PARKS



JAMES & ANNE  
**Robinson**  
NATURE CENTER

# My Trip to the Planetarium



- ✨ **I'm going on a trip to see the planetarium at the Robinson Nature Center!**
-



- ✨ **When I get to the Nature Center,**
- **I open the doors stop at the restroom to the left of the doors.**



- ✨ **When I walk into the restroom, it might be dark. If I keep walking, the light turns on by itself. When I leave, the light turns off by itself. This is to help save energy.**
-



- ✨ **Now I go through another set of doors. Wow! The Nature Center is very big.**
  -





- ✨ I see a big desk with lots of
- colorful things behind it. I can say “hello” to the people at the desk. They will say “hello” back. I will meet some new people and get to keep looking around.



- ✨ **At the desk, I can check in and get my planetarium tickets.**
- **They can also lend me a backpack for my visit if I would like.**



- ✨ **The backpack has a map of**
- **the building, my own nature explorer badge, headphones and fidget toys. I can use any of these items during my visit and then return them when I leave.**





- ✨ **The planetarium is on another floor. I go past the desk and there is a door to a staircase. I can use this staircase to get to the planetarium. There are lots of echoes in the staircase!**
-



- ✨ **There is also an elevator.**
- **I can use this elevator to get to the planetarium.**



- ✨ **The elevator has lots of buttons inside it. I press the button with the “M” on it to go to the floor where the planetarium is.**



- ✨ **When I get off the elevator,**
- **I see the door to the planetarium!**  
**I can tell because of the stars**  
**on the wall.**



- ✨ **There is a volunteer taking tickets. I hand the volunteer my ticket. When I go into the planetarium, it is dark and there are lots of seats.**





- ✨ **I can pick a chair to sit in.**
- **Or I can ask for a bean bag chair. I can also ask for a blanket, weighted item or use items from my backpack if they help me feel more comfortable.**



- ✨ **When the show starts, the lights will change color. When I see the color red, I know the lights are about to go out. It will get very dark. But there is nothing to be afraid of.**
-



- ✨ **During the show, there will be pictures on the ceiling and music and talking. When the show is over, the lights will come back on.**
-



- ✨ **If I need a quiet place, I can exit the planetarium. There is a dark, quiet room with a screen that shows pictures from space if I walk towards the restrooms and take a right.**



- ✨ **There is another quiet room next to the dark room that looks out onto a garden with bird feeders. I can sit here for as long as I want.**
-






- ✨ **Now that the planetarium show is over, I can enjoy exploring the rest of the Center or the trails.**
  -

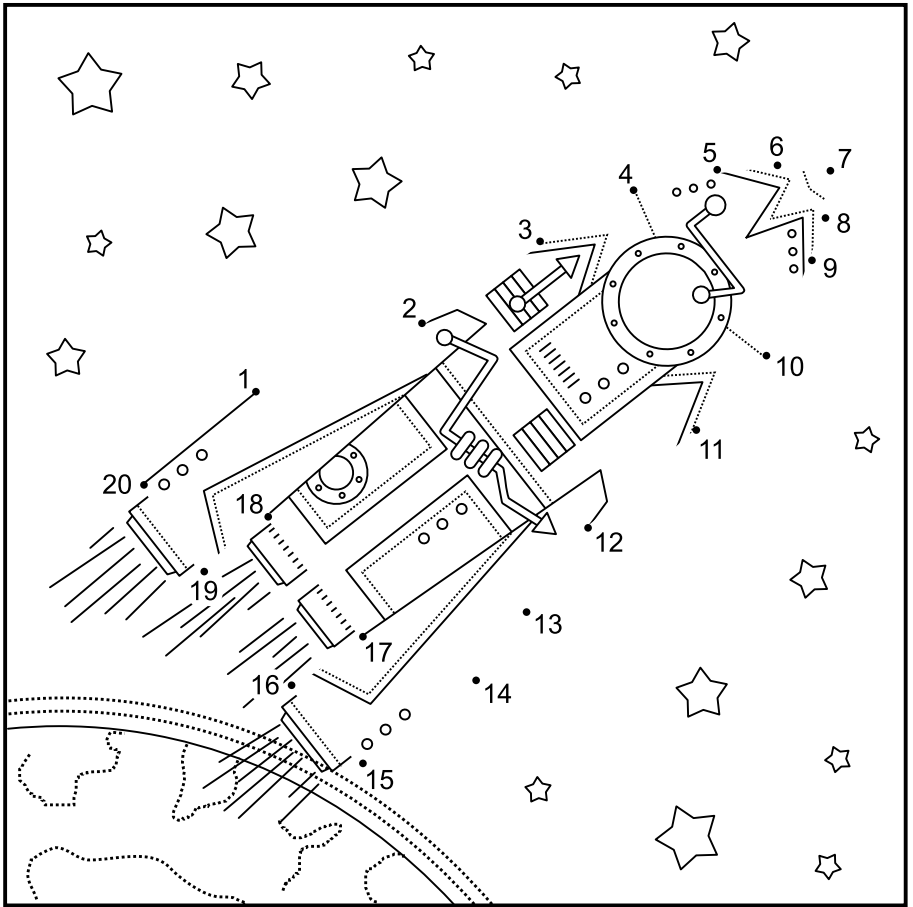


- ✨ **I've had a really great visit today. I can't wait to come back!**
-






Draw a line from dot number 1 to dot number 2, then from dot number 2 to dot number 3, 3 to 4, and so on. Continue to join the dots until you have connected all the numbered dots. Then, color the picture!







**Robinson Nature Center  
6692 Cedar Lane, Columbia, MD 21044**

**410-313-0400**

**[www.howardcountymd.gov/RNC/sensoryfriendlyvisit](http://www.howardcountymd.gov/RNC/sensoryfriendlyvisit)**