

OUTRIGGER - OUT - 16' 8"

VEHICULAR MOVING INFORMATION

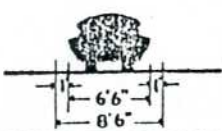
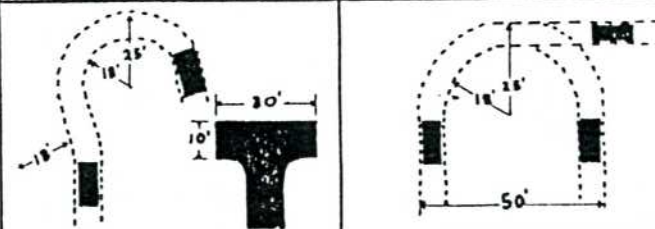
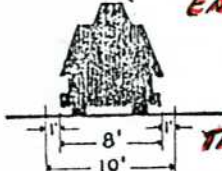
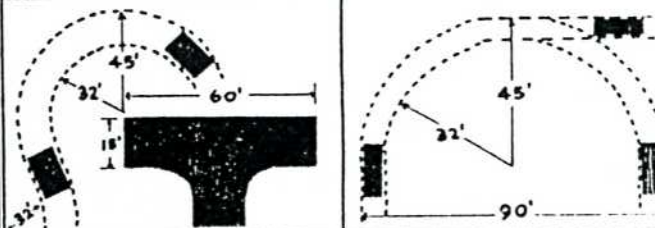
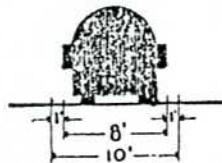
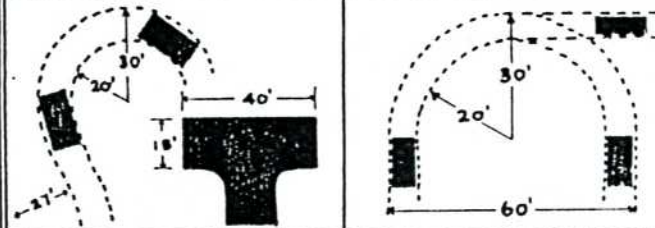
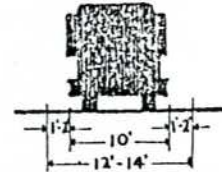
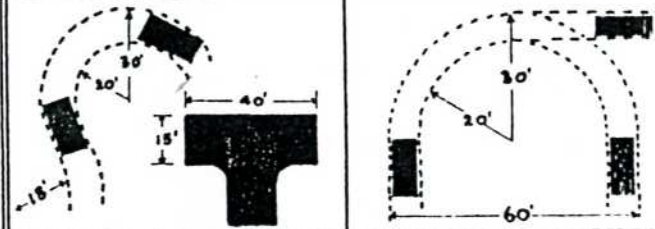
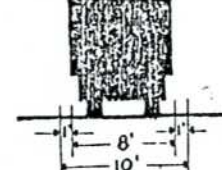
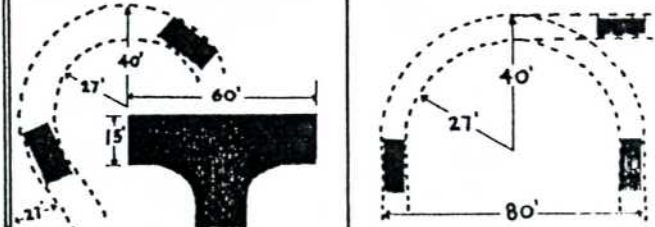
TYPE OF VEHICLES & WIDTH OF MOVING LANE	VEHICULAR CHARACTERISTICS					LENGTH OF DEAD END SERVICE STREET	TURNING REQUIREMENTS	
	TYPICAL	A	B	C	D		TURN AROUND	STREET TO STREET
		LENGTH	WIDTH	HEIGHT	TURNING RADIUS			
MOTOR VEHICLE 	TYPICAL	17'	6'	4'6"	22"	2'	WITH APPROPRIATE TURN AROUND UNLIMITED	
	MAXIMUM	19'	6'6"	6'6"	25'	2'		
FIRE VEHICLE 	ENG	32'	8'	10'	45'	2'	LESS THAN 300' NO TURN AROUND REQUIRED LENGTH LIMITED BY NUMBER OF UNITS SERVED (35-50)	
	TRUCK	48'	8'	12'	45'	2'		
REFUSE VEHICLE 		30'	8'	11'3"	30'	2'	WITH APPROPRIATE TURN AROUND UNLIMITED	
SNOW REMOVAL 			10' PLOW		30'	2'	WITH APPROPRIATE TURN AROUND UNLIMITED	
MOVING VAN 	TYPE 1	35'	8'	12'6"	40'	2'	LESS THAN 300' NO TURN AROUND REQUIRED WITH APPROPRIATE TURN AROUND UNLIMITED	
	TYPE 2	55'	8'	13'6"	23'	2'		

CHART 1