

# Police and Civilian Response to Violence in Gathering Places

*Howard County Police Department  
Community Outreach Division*

# Housekeeping

- Food and Drink Policy
- Restrooms
- Questions
- Informational Packets



# Objectives

Examine History of Violence in  
Gathering Places

Discuss Response to Active Threat

Interactive Exercise

Provide Active Threat Prevention  
Information

Q&A

# Disclaimer

- This presentation should not be relied upon as legal advice and is designed as a guide only.
- You should consult with your own legal advisor prior to implementing a particular plan.

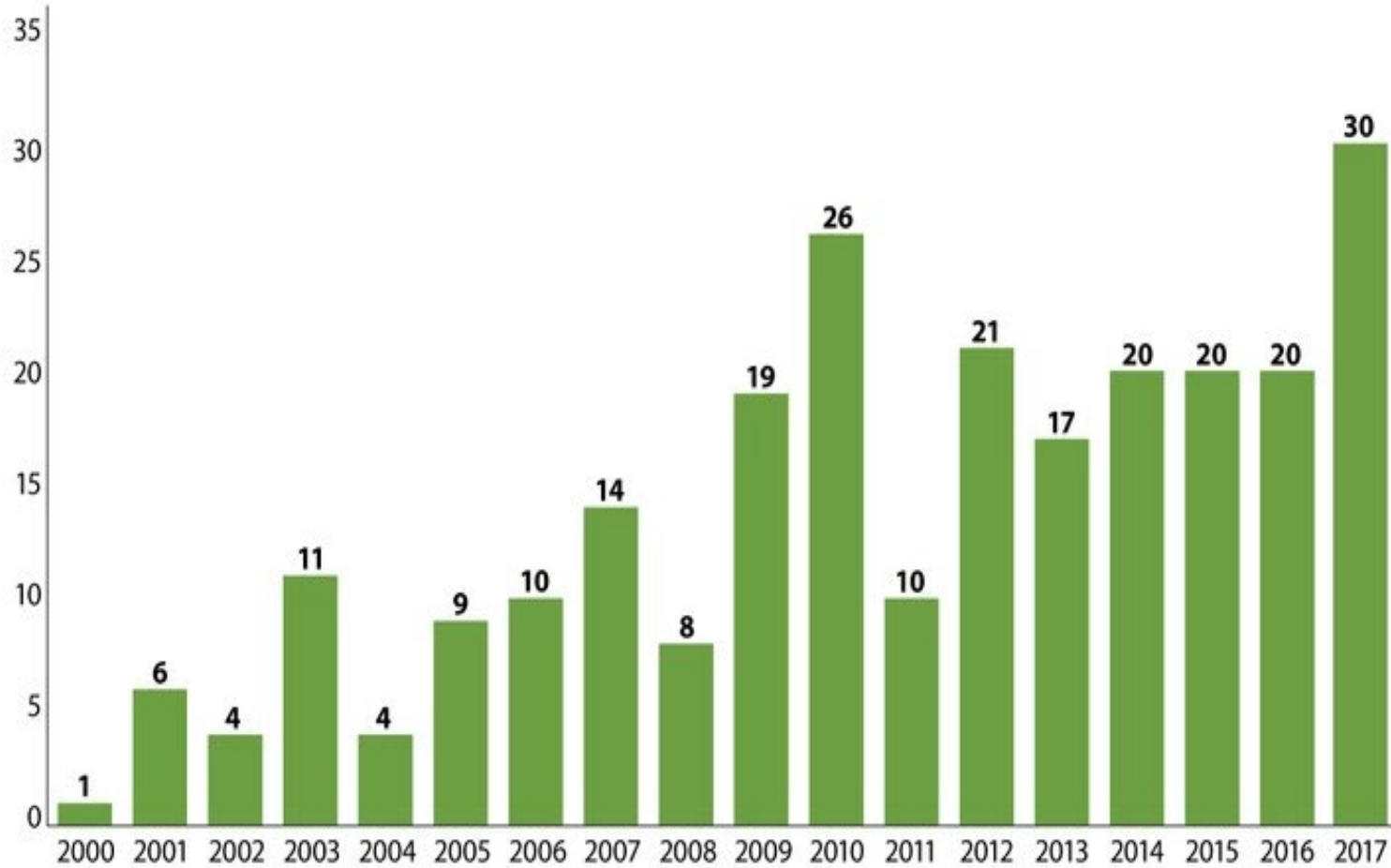
# History of Violence in Gathering Places



# 250 Active Shooter Incidents in the United States From 2000 to 2017

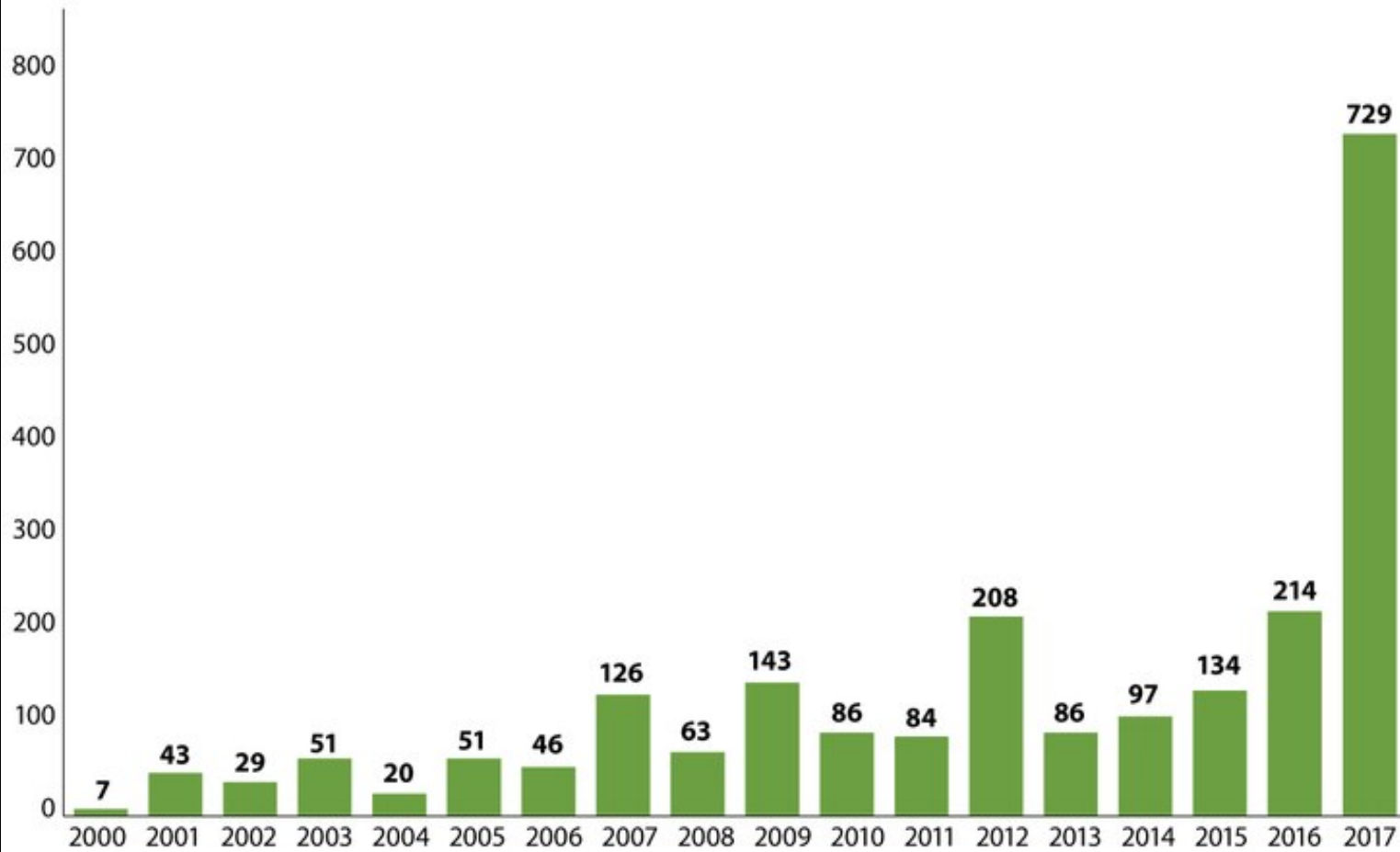


**Quick Look:** 250 Active Shooter Incidents in the United States From 2000 - 2017  
**Incidents Per Year**



Source: Federal Bureau of Investigation, 2017

**Quick Look:** 250 Active Shooter Incidents in the United States From 2000 - 2017  
**Casualties Per Year**



Source: Federal Bureau of Investigation, 2017



# Close to Home



# Security Vulnerabilities

- Buildings are rarely designed with security issues as an important feature. Subsequently, by their very design they are often vulnerable.
- Usually not perceived as a serious crime risk, thus, security measures are frequently minimal and inadequate.
- “Who would want to cause harm against us?” mentality



# Security Vulnerabilities

- Presents Target-Rich environment to assailant looking to cause harm
- Key control and access management may be weak.
- May have an icon status that is often a flash point to a variety of hate groups or terrorists.



# Active Threat Event

An **active threat** is defined as any incident, which by its deliberate nature, creates an immediate **threat** or presents an imminent danger to the community.



# What Are Active Threats?

Active Shooter

Subject Armed with a Weapon

Bomb Threats

Threat of Arson

Combative Subject



**A person who is actively attempting to kill others**



# The Assailant

- No “Profile”
- Most incidents involved a single shooter
- Predominantly male, rarely female
- Deliberate, Focused, Detached
- May have previously broadcast intentions



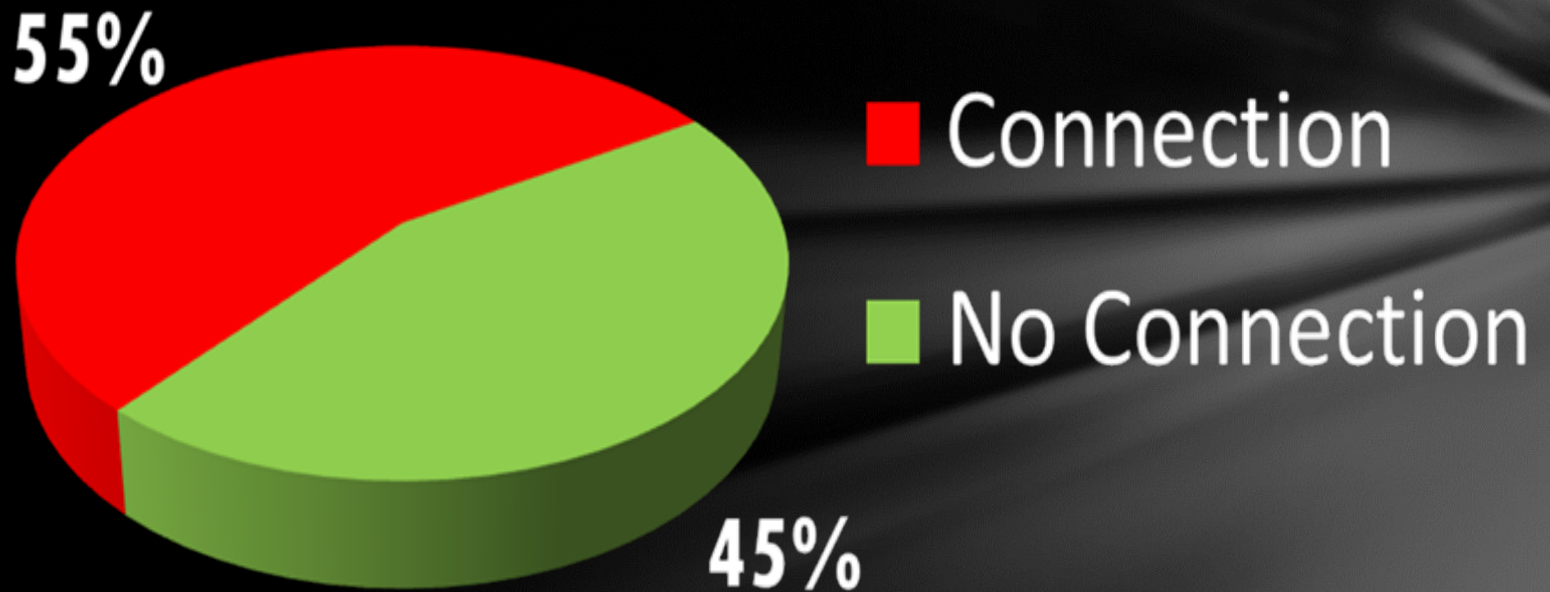
# Assailant Contributing Factors

- Mental Health
- Financial strain
- Job related
- Conflicts with friends/peers
- Marital problems
- Abuse of illicit drugs/alcohol
- Other (e.g. caregiving responsibilities)
- Death of friend/relative
- Hate-based



- Conflict at school
- Physical injury
- Conflict with parents
- Conflict with other family members
- Sexual stress/frustration
- Criminal problems
- Civil problems

# The Assailant Connection to a Facility

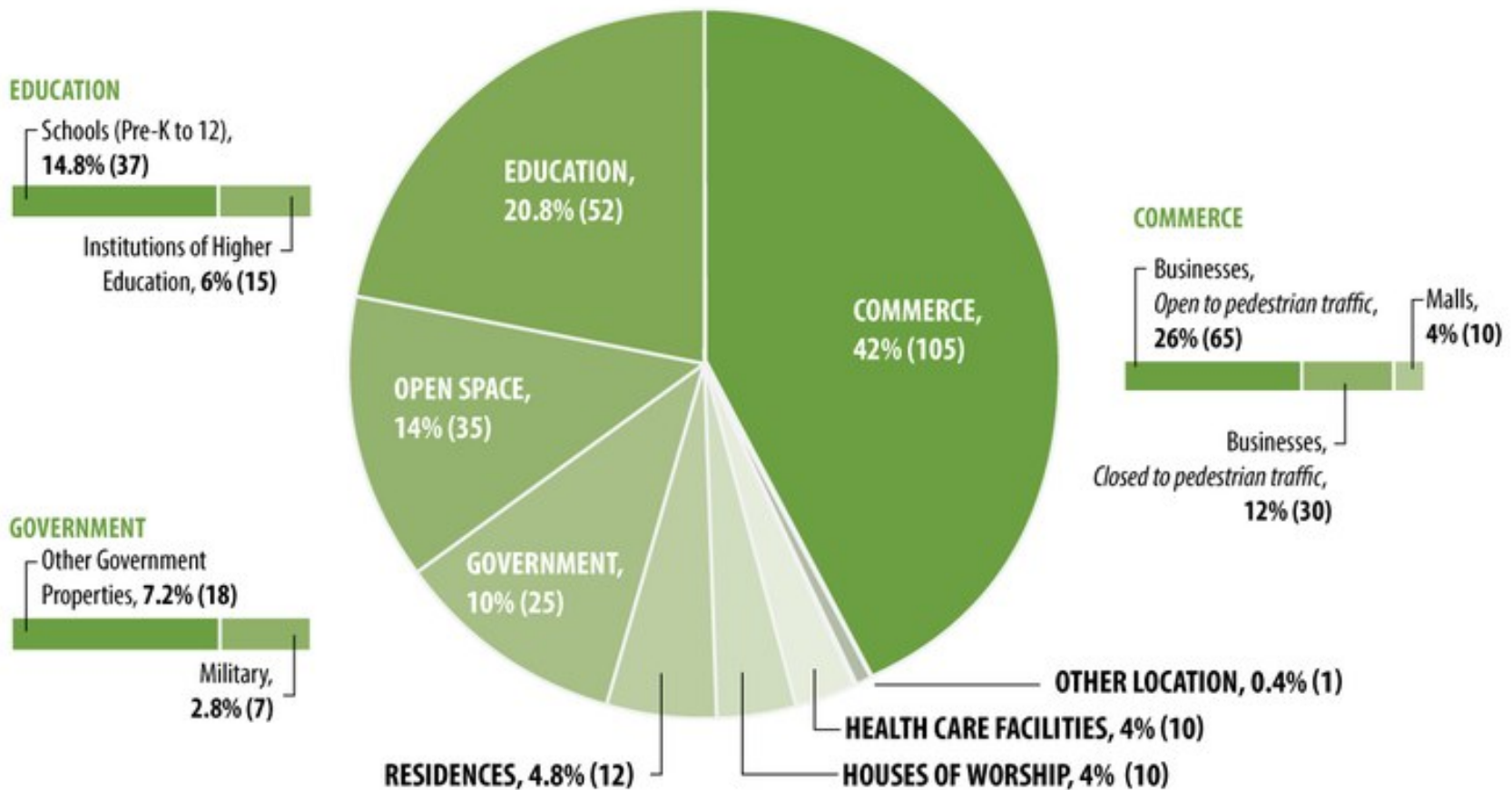


\*Refers to incidents involving active shooters



# The Assailant Targets

**Quick Look:** 250 Active Shooter Incidents in the United States From 2000 to 2017  
**Location Categories**



# Police Response to Active Threats

**Average** law enforcement response time to these events is approximately **3 minutes**. In the law enforcement world, this is amazingly fast.

*“In 64 incidents where the duration of the incident could be ascertained, 44 (69.0%) of 64 incidents ended in 5 minutes or less, with 23 ending in 2 minutes or less.” (FBI)*

**That means our best way for reducing fatalities is to improve civilian response.**



# Civilian Response to an Active Threat Incident

---

Normal human emotional response:

Denial

Deliberation

Action

# RUN

- Call 911
- Leave ASAP
- Know your exits
- Consider Secondary Exits



If you can't run...


# HIDE

- Lock the door
- Lights out
- Out of sight
- Silence cellular phones



# HIDE

- Barricade
  - Heavier = Better
  - More = Better
  - Doorstops = Better



# HIDE

- Outward opening
  - Ropes
  - Tactical Knots



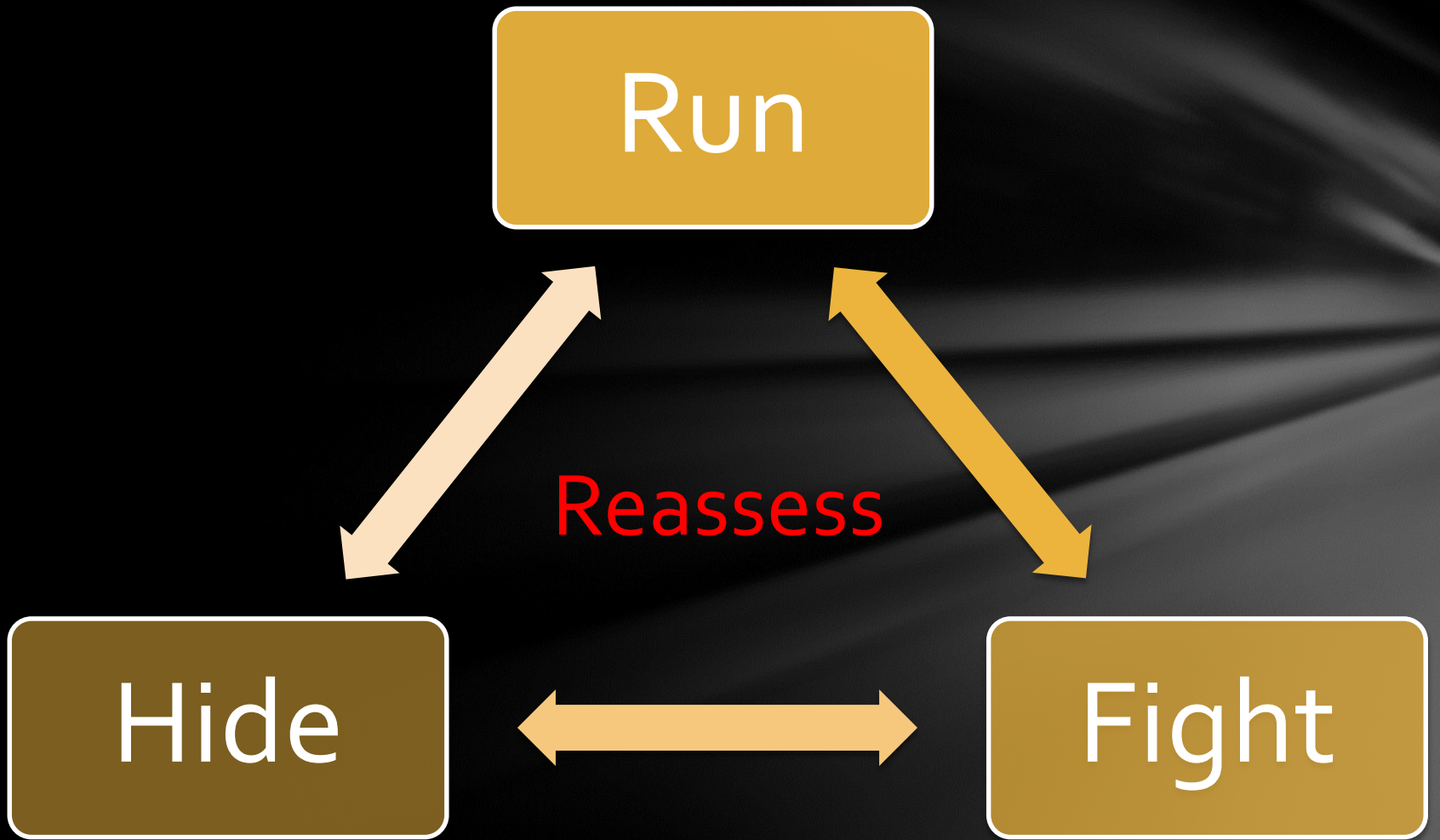
If you can't run or hide...

# FIGHT

- Positioning
- Disarm, if possible
- Fight for your life







# Survival Mindset

- “I'm not going out in a parking lot. I'm not going out like this. I'm not gonna let my wife down. I'm not gonna let my daughter down, and I'm not letting my step-kids down.” – Lt Brian Murphy



# When Police Arrive

- Victim or Assailant?
- Follow commands
- Show your palms
- Do not make any sudden movements
- Avoid yelling or pointing



# During Active Threat **Key Points**

- Most incidents are over in minutes
- Call 911 as soon as possible
- **Run, Hide, Fight** when faced with an active assailant
- **Reassess** Situation Constantly
- Follow Police Commands when they arrive



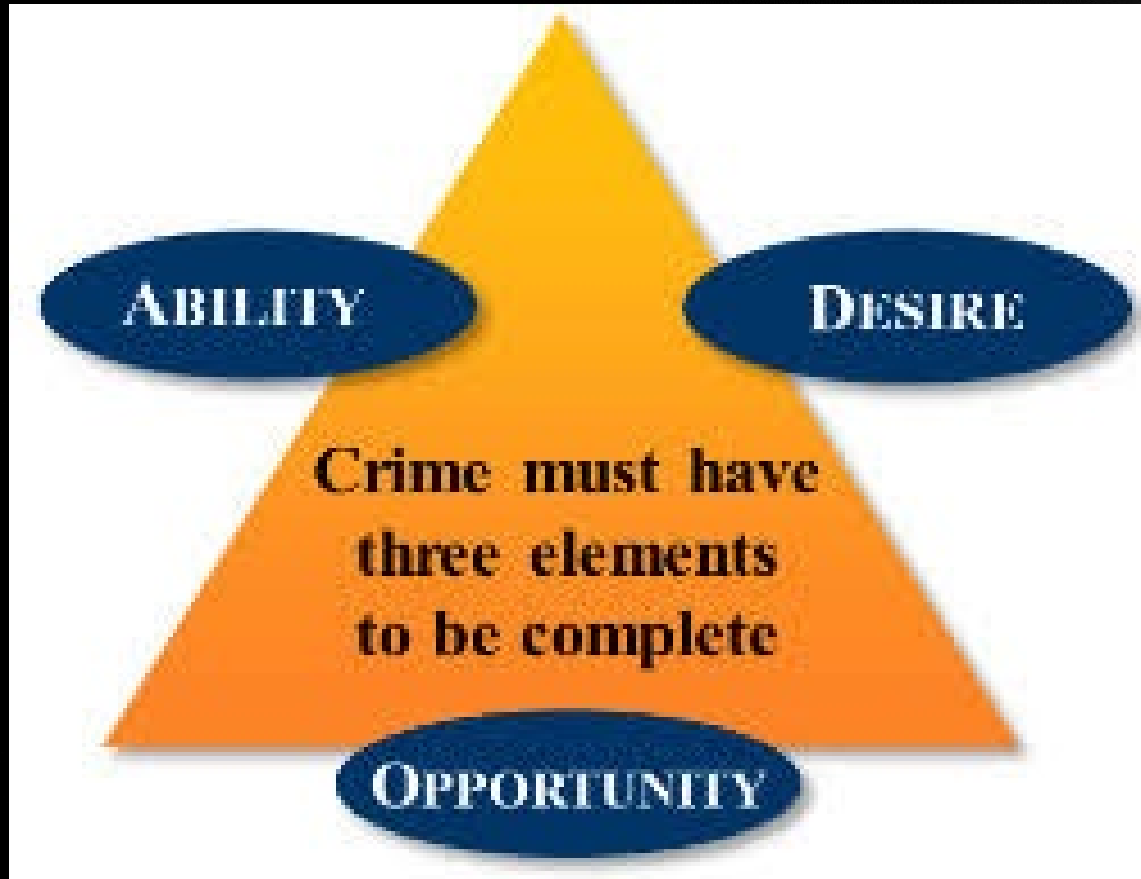
# Interactive Exercise



# Prevention and Planning



# Removing Opportunity



# What You Should Do

## Establish a Critical Incident Safety Team

### This Team Should

- Plan and carry out drills (evacuation, shelter in place, lockdown) / Meet regularly
- Develop a communication system (phone tree, email, text message/ alarm system)
- Develop a facility notification system
- Set up members of team to have a specific duty/function during a critical incident
- Consider Interior/Exterior Monitoring
- Review site security





# What You Should Do

- **Review site security**
  - Basic facility security measures (cameras, alarms, lighting, hiding places, door locking procedures, etc.)
  - Professional site assessment (private security or LE)
  - Collaborate with Law Enforcement (pre-planning: walk through, entrances and exits, remote access to cameras, etc.)
  - Provide floor plans of facility to LE



# What You Should Do

- **Establish Lockdown Protocol**
  - Safe Room
  - Separate buildings
  - Medical Supplies/GO Bags
  - Phone (landline)
  - Adequate barricades
  - Color coded/numbered to assist LE arrival

# What You Should Do

## Train your Staff

- Share information learned here
- Hang active shooter posters at visible locations as reminders
- Host meetings where info is shared and drills can be done
- Talk about active assailants and drill during in-service training/ staff meetings



# What You Should Do

## Establish "Lookout" Program

This Program Should:



- Ask members of the organization to exercise situational awareness and be aware whenever possible.
- Contact neighbors of the organization and request they watch its property for any unusual or suspicious activity and/or person(s).
- Possibly have volunteers (security team) or local law enforcement make a nighttime security check of the property.
- Have a parked motor vehicle on the premises at different times and locations.

# What You Should Do

- Consider demographics (children, seniors, persons with disabilities, law enforcement, military, etc)
- Firearms Policy (concealed carry permits...who can or may be carrying a firearm)
- Banning individuals who may be a threat



# What You Should Do



- **Establish Evacuation Procedure**
  - Does your staff know all the exits?
  - Assigning employees to exits to prevent funneling at one exit location
  - Handicap access
  - Multiple exits if one is locked
  - Visible reminders (signs, lights above exits)
  - Audible alarms (fire alarm)
  - Drills

# Wrapping up...

- Preparation, planning and practice is key
- **Run, Hide, Fight** when facing an incident is how to survive and minimize fatalities

# Contact Us

- For Meeting/Presentation Requests/Security Surveys:
  - Email us at: [HCPDOutreach@howardcountymd.gov](mailto:HCPDOutreach@howardcountymd.gov)
- Or Call Howard County Police Dept. Community Outreach at:
  - 410-313-2207





# Discussion &



# Questions